

Simple Powerful Results. Refining your search.

The search results page enables you to quickly refine your search by subject or author.

Refine search by:

Subjects

- Fantasy fiction. (149)
- Kings and rulers (85)
- Imaginary wars and battles (45)
- Nobility (45)
- Fantasy television programs. (34)
- Action and adventure television programs. (28)
- Magic (26)
- Video recordings for the hearing impaired. (24)
- Electronic books. (20)
- Game of Thrones (19)

Authors

- Martin, George R. R. (137)
- Martin, George R.R. (23)
- Martin, George R.R., (5)
- Martin, George R. R., (4)
- Zhang, Song Nan. (3)
- Sparks, Nicholas. (2)
- Anderson, Derek, (1)
- Arnosky, jim (1)

Click on any of the subject or author search terms in the left-hand column to refine your search.

fILL will add your refinement to your previous search terms, and do the search again.

You can keep refining your search until you find exactly what you're looking for.

Simple Powerful Results. Sorting.

fILL will automatically sort your results by relevance.

Sort by **relevance** and show **20** per page.

<< Prev **relevance** 7 8 9 10 11 12 | Next >>

Click on **relevance** information.

- relevance
- title
- newest
- oldest

- The world of ice & fire**
the untold history of Westeros and the Game of Thrones George R. R. Martin book
- A clash of kings**
book two of A song of ice and fire George R. R. Martin book

This places the items that most closely match your search terms at the top of the list.

You will always know the status of your requests.

Click the **Current Borrowing** menu to show a list of your current requests, and the status of each one.

You can see if the librarian has seen your request yet, if the lender has shipped it, and if it has arrived.

	Author	Status	Details
ong of ice and	Martin, George R. R.	New request	Your librarian has not yet seen this request.



Connecting Libraries, Serving Patrons

**fILL opens up the richness
and diversity contained in
all the libraries across
Manitoba**

<https://fill.mb.libraries.coop/>

Proudly Supported By



Can't find the book you're looking for in our collection?

fILL allows you to borrow items from other Manitoba public libraries.

fILL searches the collections of all 59 Manitoba public libraries to find just the item you are looking for.

If another library has the item and is able to lend it, you will usually hear back within a few days, with the item arriving in about a week.

A note on privacy

The information you submit to fILL is used to facilitate the lending of items between Manitoba libraries and you.

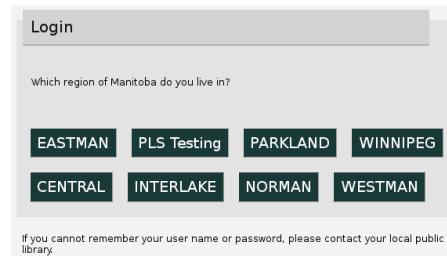
No personally identifying details of transactions are stored in fILL after the library material has been returned.

Non-identifying data is retained for statistical purposes.

Logging in

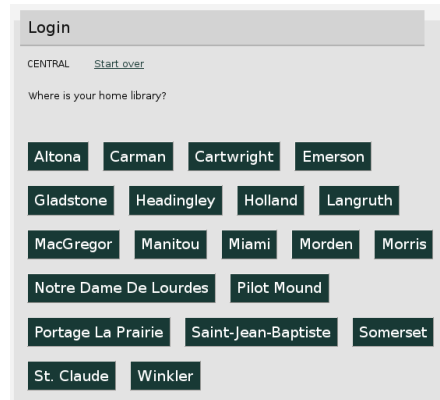
fILL will need to know which library is your home library.

1. From the Welcome page, click on the region you live in.



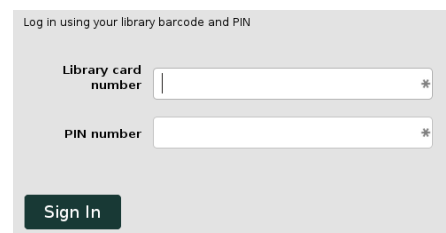
The screenshot shows a 'Login' page with the heading 'Which region of Manitoba do you live in?'. Below this heading are eight buttons representing different regions: EASTMAN, PLS Testing, PARKLAND, WINNIPEG, CENTRAL, INTERLAKE, NORMAN, and WESTMAN. At the bottom, there is a small note: 'If you cannot remember your user name or password, please contact your local public library.'

2. Choose the community with your local branch.



The screenshot shows a 'Login' page with the heading 'Where is your home library?'. Below this heading are sixteen buttons representing different communities: Altona, Carman, Cartwright, Emerson, Gladstone, Headingley, Holland, Langruth, MacGregor, Manitou, Miami, Morden, Morris, Notre Dame De Lourdes, Pilot Mound, Portage La Prairie, Saint-Jean-Baptiste, Somerset, St. Claude, and Winkler.

3. Log in using the same credentials you use on the library's web site.



The screenshot shows a 'Log in using your library barcode and PIN' form. It has two input fields: 'Library card number' and 'PIN number', both with asterisks indicating they are required. Below the fields is a 'Sign In' button.

Searching is easy... Just Click Go.

You can search from every page

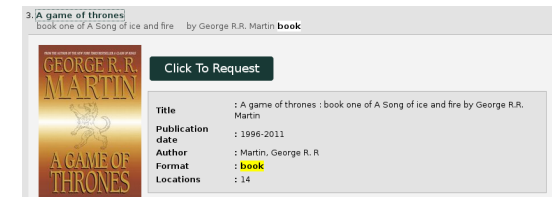


The screenshot shows a search bar containing the text 'song of ice and fire' and a dark green 'Go' button to its right.

Enter what you are looking for in the search bar, then click **Go**.

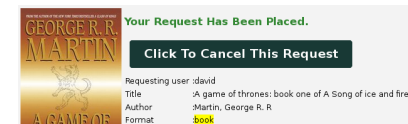
When the search is done, click on the title of the item you'd like to borrow.

Then click the **Request** button.



The screenshot shows a search result for 'A game of thrones' by George R.R. Martin. It includes a book cover, the title, author, publication date (1996-2011), format (book), and locations (14). A 'Click To Request' button is visible.

The text will change to say:



The screenshot shows a confirmation message: 'Your Request Has Been Placed.' with a 'Click To Cancel This Request' button. Below the message, it shows the requesting user as 'david' and the book details.

You can cancel the request if you've made a mistake.

Please contact the library if you have any questions.

Our contact information is show in the **Contact** menu.